








HARDSTAND LEGEND

-  MAIN CRANE HARDSTAND (2770m²)
-  COMPONENT SET DOWN AREA (1290m²)
-  ASSIST CRANE HARDSTANDS (290m²)
-  AREA CLEARED OF ANY OBSTACLES (3060m²)
-  VEHICLE PARKING (390m²)
-  ACCESS ROAD (1128m²)
-  TURBINE FOUNDATION (380m²)

| rev. | modifications | by | date |
|------|---------------|----|------|
| | | | |
| | | | |
| | | | |
| | | | |
| | | | |
| | | | |
| | | | |
| | | | |
| | | | |
| | | | |

| | | | |
|----------|--|---------|------------|
| Client | Gortyrahilly Wind DAC | | |
| Project | Proposed Wind Farm at Gortyrahilly, Ballyvourney, Co. Cork | | |
| Stage | Planning | | |
| Title | Crane Hardstand Layout Plan | | |
| Scales | 1:500 @ A1 | | |
| Surveyed | Prepared By | Checked | Date |
| | A.McC. | S.M. | 01-11-2021 |

© COPYRIGHT OF
 JENNINGS O'DONOVAN & PARTNERS LIMITED,
 CONSULTING ENGINEERS,
 FINISKLIN,
 SLIGO,
 IRELAND.
 TEL. (0035371) 9161416.
 FAX. (0035371) 9161080.
 Email. info@jodireland.com
 Web. www.jodireland.com



| | | |
|---------|-------------|----------|
| Job No. | Drawing no. | Revision |
| 6225 | 6225-PL-601 | |